

Poverty isn't a **LINE**.  
It's a **TIGHT KNOT** of social maladies.


Matthew Desmond

## POVERTY, BY AMERICA

UTAH

RED FLAG

Last increased its minimum wage in 2009

UTAH		NATIONAL	
	<b>EDUCATION</b>		
Preschool enrollment:	<b>43.5 %</b>		<b>48 %</b>
High school graduation gap: <i>(between high- and low-income)</i>	<b>14 %</b>		<b>11.5 %</b>
Avg. student loan debt:	<b>\$32.8K</b>		<b>\$43K</b>

HEALTH			
Uninsured <i>(medical)</i> :	<b>18.4 %</b>		<b>9.2 %</b>
SNAP recipients: <i>(food stamps)</i>	<b>1 in 19</b>		<b>1 in 9</b>
SNAP per household member <i>(monthly)</i> :	<b>\$122</b>		<b>\$121</b>


FINANCE			
Poverty rate:	<b>7.3 %</b>		<b>11.9 %</b>
Child poverty rate:	<b>7.5 %</b>		<b>16 %</b>
Minimum wage:	<b>\$7.25</b>		<b>\$7.25</b>
Median income:	<b>\$87.6K</b>		<b>\$70.7K</b>
Prison min. wage:	<b>\$0.40–\$1.75</b>		<b>\$0.14–\$1.41</b>
Unbanked households:	<b>0.8 %</b>		<b>5.4 %</b>


HOUSING			
Student homelessness:	<b>2.0 %</b>		<b>2.7 %</b>
Eviction filing rate:	<b>2.2 %</b>		<b>7.8 %</b>
Avg. housing voucher wait list time:	<b>30 mos.</b>		<b>28 mos.</b>
Renters paying 30%+ income on rent:	<b>44.6 %</b>		<b>49.6 %</b>

CONSIDER THESE SELECT


## ANTIPOVERTY POLICIES

DOES YOUR STATE...

have expanded Medicaid coverage for additional populations? 

protect housing voucher holders from discrimination? 

prohibit or highly regulate payday lending? 

spend above the national average of its TANF funds on basic assistance? 

have a progressive tax rate? 

## JOIN THE FIGHT ANTIPOVERTY ORGANIZATIONS


[People's Legal Aid](#)

[Utah Housing Coalition](#)

[Utah Legal Services](#)

[Salt Lake Community Action Program](#)

[Road Home](#)



LEARN MORE: [sites.prh.com/poverty-in-your-state-sources](https://sites.prh.com/poverty-in-your-state-sources)